50KA 2-Electrode Gas Arrester

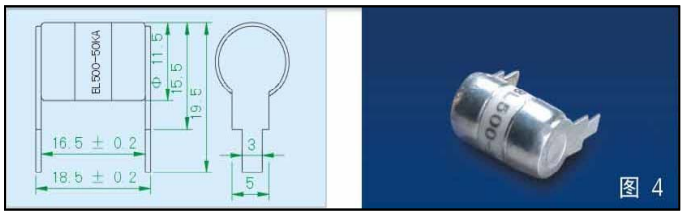

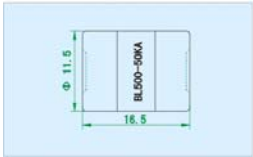

Type A 1: with Leads(Φ 11.5 x 18.5) Type A2 Type A3 Type B: without Leads(Φ 11.5 x 16.5)

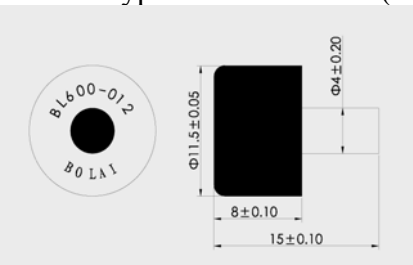

Φ 11.5 x 15 Type C1 Type C2

Type C: Imax 100KA for DIN Rail SPD between N - PE

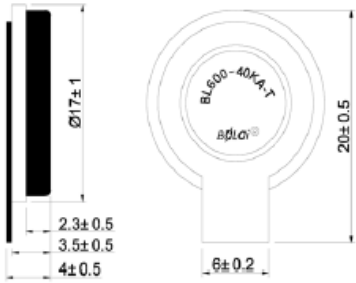

Type D : Φ17 x 4 for soldering to MOV Disc in series

Item#	Part Number										
	BL070-5	BL090-5	BL150-05	BL230-5	BL350-5	BL500-5	BL600-5	BL800-5	BL1000-5	BL1200-5	BL1500-5
DC spark-over voltage (V)	70±20%	90±20%	150±20%	230±20%	350±20%	500±20%	600±20%	800±20%	1000±20%	1200±20%	1500±20%
Impulse spark-over voltage at 1KV/μS (V)	＜600	＜700	＜700	＜800	＜800	＜1100	＜1200	＜1400	＜1800	＜2000	＜2500
Nominal impulse discharge current 8/20μS (KA)	50	50	50	50	50	50	50	50	50	50	50
Single impulse discharge current 8/20μS	70	70	70	70	70	70	70	70	70	70	70
Nominal impulse discharge current10/350μS (KA)	10	10	10	10	10	10	10	10	10	10	10
Single impulse discharge current 10/350μS (KA)	15	15	15	15	15	15	15	15	15	15	15
Nominal alternating discharge current (A)	50	50	50	50	50	50	50	50	50	50	50
Alternating discharge current (50Hz 9cycles) (A)	70	70	70	70	70	70	70	70	70	70	70
Insulation resistance at 250Vdc (MΩ)	＞10000	＞10000	＞10000	＞10000	＞10000	＞10000	＞10000	＞10000	＞10000	＞10000	＞10000
Capacitance at 1MHz (Pf)	＜20	＜20	＜20	＜20	＜20	＜20	＜20	＜20	＜20	＜20	＜20
Arc voltage at 1A (V)	~25	~25	~25	~25	~25	~25	~25	~25	~25	~25	~25